



# JAM SKILLS CHECKLIST ✓

for bluegrass, folk and country jamming  
Note which skills you have and which you need!

Please copy & share!  
Lots more free instruction  
from Pete Wernick at ...

[LetsPick.org](http://LetsPick.org)

## ✓ Essentials

Learn these and you're ready to jam

- \_\_\_ Tune your instrument (using a tuner), quicker the better. Check tuning often!
- \_\_\_ Learn **G, C, D, and A chords**, fingering each string accurately, for clear sound (check by sounding each string individually, making sure it's clear and not muted)  
*Bass and fiddle players don't make chords, but need to know which notes go with which chord.*
- \_\_\_ **Switch quickly** between chords, with accurate fingering (with each switch, sound any problem string individually, making sure it's clear, not muted)  
Practice these sequences:  
\_\_\_ G-D-G (most common)  
\_\_\_ G-C-G \_\_\_ D-A-D \_\_\_ C-D-C \_\_\_ G-A-G
- \_\_\_ **Change chords without looking**, cleanly and quickly
- \_\_\_ **Maintain a rhythm pattern while changing chords** accurately
- \_\_\_ **Follow chord changes** watching a guitar player (see other side)
- \_\_\_ **Find a slow jam** that uses only G, C, D, and A, or play along with a slow jam recording\*

**Wernick Method Classes**  
(see below)

**require** the skills in this  
"Essentials" section and  
**teach** the others!

## ✓ Jamming is easier and better when you can...

- \_\_\_ Remember chord changes of a new song – which chords happen and when
- \_\_\_ **Anticipate chord changes**, to make them at exactly the right time
- \_\_\_ **Sing a song while playing**, with accurate chording and a consistent rhythm pattern
- \_\_\_ **Play and sing a song straight through** with no pauses or hesitations
- \_\_\_ **Play and sing a song fluently from memory**, not using a written version



## ✓ You can add a lot to a jam if you can...

- \_\_\_ **Lead a song.** Skills include knowing how to intro a song before playing (give key and chord changes to watch for), designate solos, ending, etc.
- \_\_\_ **Fake an instrumental solo** on the fly, following the chord changes, melody optional
- \_\_\_ **Sing harmony**
- \_\_\_ **Know how to find jams** and/or how to start one

### Play-along video!

#### \* Bluegrass Slow Jam for the Total Beginner

17 standards, played slow! Just 4 chords: **G C D A**, shown on all instruments. Chords & lyrics incl. **DVD/instant download/stream**

39 more songs on 2 more videos, chances to solo on every song. Gentle tempos.

Buy on [LetsPick.org](http://LetsPick.org)



The **BEST** way to start — for **ALL** bluegrass instruments!

## Wernick Method Jam Classes

... teach bluegrass jam skills to novice and experienced players alike, including ear skills, small group jamming and all the ground rules and protocols taught. See [LetsPick.org](http://LetsPick.org)







# BLUEGRASS JAMMING GUITAR CHORDS



To follow new songs in a jam:  
**All bluegrass musicians need to recognize guitar chords!**

## Main chords for 3-chord songs in G or D

Heavy line shows bass string with root note.  
 Guitar hits root strongly as "boom" in boom/chick rhythm.



For photos of more chords, including variants of G, C, F, see Chord Photos at [LetsPick.org](http://LetsPick.org)


	1 chord	4 chord	5 chord
The main chords for G are:	G	C	D
The main chords for D:	D	G	A

For photos of more chords, including variants of G, C, F, see Chord Photos at [LetsPick.org](http://LetsPick.org)

## VISIT [LetsPick.org](http://LetsPick.org)

### "The go-to jam songbook"

- Pete Wernick presents:**
- 39 standard bluegrass/old-time songs
  - Largest print possible!
  - Chord numbers used/explained with easy transposing chart
  - All chord diagrams / finger positions needed for all songs in the book, for guitar, banjo, mandolin, fiddle, bass
  - Advice on ear learning, practicing, following songs, faking solos, leading songs



[LetsPick.org](http://LetsPick.org)

Just **\$10!**

### Practice reading/following chords in real time!




Slow Jam videos

G, C, D, and A are all you need to play along with 17 standards on the **Bluegrass Slow Jam** video.

More info on [LetsPick.org](http://LetsPick.org)

- Lots of free jamming info
- Complete list of upcoming Wernick Method classes
- Bluegrass Jamming Basics – the ground rules
- List of 2-Chord Songs
- List of Bluegrass Jam Favorites
- Jam Skills Checklist
- Ask Dr. Banjo about Jamming
- How to Find Jams
- What is the Wernick Method?
- Photos of common guitar chords



Created for **Junior Appalachian Musicians** after-school programs (chapters in VA, NC, SC, TN). The JAM Songbook is also used in all **Wernick Method** jam classes worldwide.